

Project Rubric

4	<p>The project includes ALL of the following:</p> <p>Each required section is completed in full ** Extra credit suggestions are completed ** Artifacts are accurate and neatly constructed, accompanied by paragraph explanations ** Work reflects that of the student, with little to no intervention by others ** Research is accurate and reflects the tribe during the time before European encounters ** Grammar, spelling, and punctuation correct ** Colorful, neat, presented well ** Clear, concise, legible **</p>
3	<p>The project includes the following:</p> <p>Each required section is completed in full ** Extra credit suggestions are attempted and mostly complete ** Artifacts are accurate and neatly constructed ** Work reflects that of the student, with some intervention by others ** Research is accurate and reflects the tribe during the time before European encounters ** Grammar, spelling, and punctuation correct ** Colorful, neat, presented well ** Clear, concise, legible</p>
2	<p>The project includes the following:</p> <p>Each required section is attempted, though they may not all be complete ** Extra credit suggestions are attempted but not complete ** Artifacts are attempted, but may not be done, or not attempted at all ** Work reflects that of the student, but there is obvious intervention by others ** Research is accurate and reflects the tribe during the time before European encounters ** Grammar, spelling, and punctuation mostly correct ** Colorful, somewhat neat, partially presented well ** Somewhat clear, concise, legible **</p>
1	<p>The project includes the following:</p> <p>Each required section may or may not be accounted for or complete ** Extra credit suggestions are not attempted ** Artifacts are not attempted ** Work reflects that of someone other than the student ** Research is not accurate and does not reflect the tribe during the time before European encounters ** Grammar, spelling, and punctuation not correct ** Not colorful, neat, or presented well ** Not clear, concise, or legible **</p>

Writing Rubric

For all paragraph work (research questions, clothing description, craft descriptions, housing explanation, and geography description), you will be graded according to the following rubric.

4	<p>The paragraph contains ALL of the following:</p> <p>7 or more sentences ** Spelling is correct ** Grammar is correct ** Clear, focused ideas ** Topic sentence ** Supporting details on topic with the topic sentence ** Closing sentence ** Engaging sentence structure ** Well-developed ideas and facts provided ** Neat and legible.</p>
3	<p>The paragraph contains the following:</p> <p>5-7 sentences ** Spelling is mostly correct ** Grammar is mostly correct ** Clear, focused ideas ** Topic sentence ** Supporting details mostly on topic with the topic sentence ** Closing sentence ** Attempt at an engaging sentence structure ** Mostly well-developed ideas and accurate facts provided ** Neat and legible.</p>
2	<p>The paragraph contains the following:</p> <p>3-4 sentences ** Spelling is somewhat correct ** Grammar is somewhat correct ** Ideas may or may not be clear, and are not focused on the topic ** Topic sentence may or may not be present ** Supporting details not on topic with the topic sentence (just a random set of facts) ** Closing sentence may or may not be present ** Basic sentence structure ** undeveloped ideas and non-accurate facts provided ** Somewhat neat and legible.</p>
1	<p>The paragraph contains the following:</p> <p>1-3 sentences ** Spelling is not correct ** Grammar is not correct ** Ideas are not clear, and are not focused on the topic ** Topic sentence missing ** Supporting details not on topic with the topic sentence (just a random set of facts) ** Closing sentence missing ** Basic sentence structure ** Few accurate facts ** Not neat or legible.</p>



NATIVE AMERICAN TRIBE RESEARCH REPORT

Name of Tribe: _____

Due Date: _____

Over the next few weeks, we will be learning about the various tribes who lived in the Americas before the arrival of European explorers. As part of our studies, you will be researching one tribe, becoming an expert on their way of life. You will learn about the tribe's clothing, housing, crafts, geographic location, and much more. All of your research will be presented on a trifold. An example is included for you. Below is a calendar to help you plan your research and keep you on track with deadlines. If you have any questions about your report, or need any help, please be sure to ask!



Month:|

SUNDAY	MONDAY	TUESDAY	WEDNESDAY	THURSDAY	FRIDAY	SATURDAY

Presentation

Your projects will be presented to the class in a "Native American Museum". The work you do will become an "exhibit" in our museum. In order to make this as nice as possible, you will display your work on a poster board. I will provide this for you. It should be set up as shown below.

Research about _____



Interesting Facts

Your facts would be here. You can also attach pictures or other artifacts you find. Anything unique and interesting belongs here, presented neatly.

Name of Tribe

By: Name#
Classroom * Teacher


The Cherokee lived here because of several reasons. This is where your paragraph about the geography would go.



Housing

Your paragraph should go here, with the 3-D house placed on the table.

(Your house would be displayed on the table, similar to the picture below)



Clothing

Your drawings will be placed here. If you created dolls, you can put a paragraph describing your dolls' clothing (complete with labels), and then display the dolls on the table.

Crafts

Your craft pictures can be displayed here. If you created actual crafts, you can just attach the paragraphs, and then display the crafts on the table (if they can not be attached to the board itself)

EXTRA CREDIT!!!!

During the museum, you may dress in the typical clothing style of your tribe. This will make your project even more interesting and show how much you have learned about your tribe.

Name #: _____

Date: _____

Native American Project Decision Form

My three tribe choices are: (see list below)

1. _____ 2. _____ 3. _____

Pacific Northwest Tribes

Yupik	Bella Coola
Inuit	Kwakiutl
Haida	Tillamook
Chinook	Tsimshian

Shasta
Nootka
Klamath

California Tribes

Cahuilla	Pauite
Pomo	Yurok
Chumash	Tipai

Miwok
Maidu

Eastern Woodlands Tribes

Cherokee	Wamponaog
Seminole	Algonquin
Creek	Iroquois
Seneca	Shawnee

Oneida
Mohawk

Intermountain

Nez Perce	Ute
Shoshonean	Cupeno
Washo	Walla walla

Desert Southwest Tribes

Zuni	Apache
Hopi	Mohave
Navajo	Zuni
Anasazi	

Great Plains Tribes

Comanche	Souix	Mandan
Cheyenne	Blackfoot	Cree
Arapaho	Crow	
Dakota	Ottawa	

Research Questions

You must choose 7 of the questions below to answer about your tribe. Using the paper provided, answer each question as completely as possible. Include all possible information. You must make sure that you follow correct paragraph format and spell everything the best you can.



1. Where did this tribe live?
2. What type of clothing did they wear? Describe it.
3. What work did the men do? The women do? The children do?
4. What materials from their environment did they use to make what they needed?
5. What are some of the things they made?
6. What kind of food did they eat?
7. What kind of house did they live in? How did they build them?
8. What was their music like?
9. What religion did this tribe follow?
10. What kind of games did they play?
11. Did they use any form of money? What kind?
12. Were there any special ceremonies this tribe did? Describe them.

You can also make up your own questions and answer them. This is your report so be creative!!



What kind of food did the Chumash Tribe eat?

The Chumash tribe ate many different types of food. They ate fish, antelope, squirrels and deer. They also ate many different types of plants. Things like berries and other plants that could be found around them were part of their diet. The most important thing they ate though was acorns. Acorns were found all over the area that the Chumash lived. They made a paste with them and turned them into many different types of food. They were always ground up and cooked by the women.

Question: _____



Question: _____



Clothing

In the box below, create a drawing of both a man and a woman dressed in the traditional clothing of your tribe. Your people should take up most of the boxes. Don't forget to label what each piece of clothing is, as well as include a brief description of the importance of each piece of clothing.

Typical Male	Typical Female


EXTRA CREDIT!!!!

If you would like to take this project one step farther, you may actually create "dolls" instead of simply the drawing. I will provide you with any construction paper, yarn, popsicle sticks, etc...that you may need. Just ask me! This would be great to have on display during the museum!

Crafts

Each tribe had its own unique arts and crafts that it would make as part of its culture. Choose 2 of them and create a drawing below. Then describe WHY they made that craft and WHAT IT WAS USED FOR in the space provided.

Craft #1



A large rectangular box for drawing and writing. The top portion is blank for a drawing, and the bottom portion contains seven horizontal lines for text.

Craft #2

A large rectangular box with a solid border, intended for drawing or writing. The bottom portion of the box contains several horizontal lines for writing.

EXTRA CREDIT!!!!

If you would like to take this project one step farther, you may actually create one of the projects that you wrote about above. I will provide you with any construction paper, yarn, popsicle sticks, etc...that you may need. Just ask me! This would be great to have on display during the museum!

Homes

Each tribal group lived in a home that suited their own needs, depending upon the geography of the land and the tribe's basic needs. Your job is to create a 3-D model of the specific type of dwelling your tribe actually lived in during the time period we are studying. This house should have details (decorations, tribal markings, figurines of animals and people - drawn ones are fine - grasses or other natural objects) that would make it clear where the tribe was geographically located and why they would have chose that type of housing unit.

For example, the Haida houses were rectangular long houses made out of wood planks. They had a pitched roof because they lived in the forest where it rained a lot. They had a totem pole in front of their house. All of these details, including trees around it to show the forest, would be appropriate to have when building my 3-D model home.

You may write a paragraph to describe the house, if you wish, to be displayed on the board.

Geography

On a map of the United States, you must indicate where the tribe generally lived. You may also write a short paragraph explaining their living area in words. Include such information as weather conditions, geographical features, and other environmental factors that may have affected the tribe.

Interesting Facts

This section is dedicated to any interesting facts, pictures, articles, books, movies, etc...that you find related to your tribe. Famous tribe members, unique facts about the tribe, places named after your tribe, language spoken...anything you find unique and interestin

Name # _____

Date: _____

Native American Project Progress Form

My project is focused on the _____ tribe.

I need the following materials

Check one of the options below:

- I have started my project already.
- I am still looking for materials.
- I don't understand what to do.
- I understand, have all my materials, but have not started.
- I am done with my project.

Parts I have finished:

- | | | |
|--|--|--------------------------------------|
| <input type="checkbox"/> Clothing diagram | <input type="checkbox"/> Research questions # complete _____ | <input type="checkbox"/> Map |
| <input type="checkbox"/> Crafts # complete _____ | <input type="checkbox"/> Interesting Facts/Artifacts | <input type="checkbox"/> House model |

These are the questions that I have:

My child has been gathering materials, doing research, working on the Native American project and is making progress.

Parent Signature: _____

Name # _____

Date: _____

Native American Project Progress Form

My project is focused on the _____ tribe.

I need the following materials

Check one of the options below:

- I have started my project already.
- I am still looking for materials.
- I don't understand what to do.
- I understand, have all my materials, but have not started.
- I am done with my project.

Parts I have finished:

- | | | |
|--|--|--------------------------------------|
| <input type="checkbox"/> Clothing diagram | <input type="checkbox"/> Research questions # complete _____ | <input type="checkbox"/> Map |
| <input type="checkbox"/> Crafts # complete _____ | <input type="checkbox"/> Interesting Facts/Artifacts | <input type="checkbox"/> House model |

These are the questions that I have:

My child has been gathering materials, doing research, working on the Native American project and is making progress.

Parent Signature: _____

Native American Tribe Research Report Scoring Guide

Name _____

Tribe Name _____

	4	3	2	1
Where was the tribe located?				
What type of clothing did the tribe members wear?				
What type of house did the tribe live in?				
Question 4				
Question 5				
Question 6				
Question 7				
Drawing of clothing				
Drawing of craft				
Title				
Overall Neatness				
Speaking about poster during museum				

Overall Score _____/48

Comments: